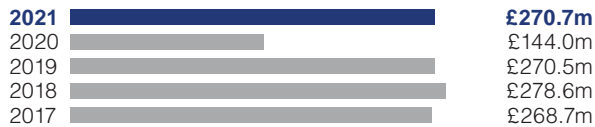


Financial Highlights

for the year ended 31 July 2021

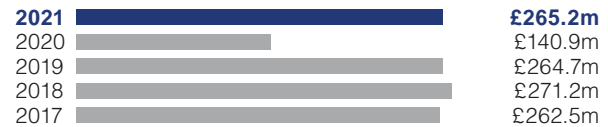
Adjusted¹ Operating Profit

£270.7m




Operating Profit Before Tax

£265.2m



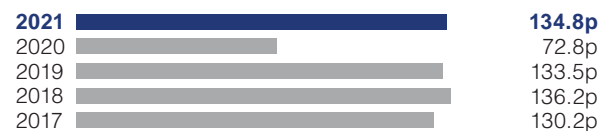
Adjusted¹ Basic Earnings per Share

140.4p



Basic Earnings per Share

134.8p



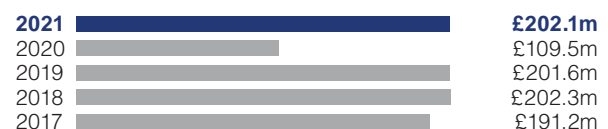
Return on Opening Equity²

14.5%



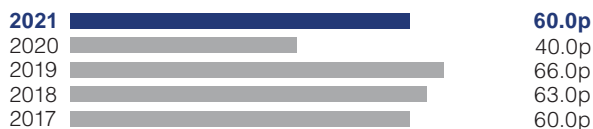
Profit Attributable to Shareholders

£202.1m



Ordinary Dividend per Share³

60.0p



1 Adjusted measures are presented on a basis consistent with prior periods and exclude amortisation of intangible assets on acquisition, to present the performance of the group's acquired businesses consistent with its other businesses, and any exceptional and other adjusting items which do not reflect underlying trading performance. Please refer to page 43 for further details on items excluded from the adjusted performance metrics.

2 Adjusted operating profit attributable to shareholders divided by opening equity, excluding non-controlling interests.

3 Represents the final dividend proposed for the respective years together with the interim dividend declared and paid in those years.